



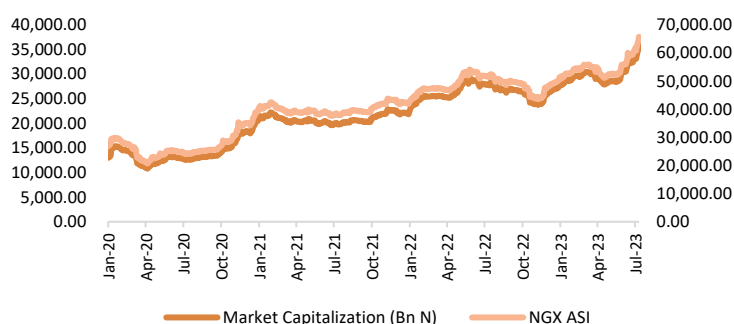
Cowry Daily Market Insight 08 September 2023

MPR: 18.75%
Jul'23 Inflation Rate: 24.08%
Q1 2023 Real GDP: 2.31%

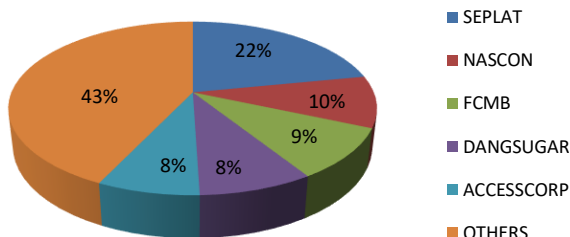
Local Bourse All-Share Index Rebounds by 9bps amid Renewed Bargain Hunting Activity; NIBOR, NITTY Fall for Most Tenor Buckets on Liquidity Boost...

The domestic stock market All-Share index rebounded by 0.09% on Friday to close the week on a positive note, settling at 68,082.11 points as investors repositioned in stocks with good fundamentals. Hence, the year-to-date gain of the index increased to 32.96%, even as the exchange recorded a higher number of gainers (30) than losers (17). Notably, we saw buying interest in symbols such as OANDO (+0.00%), FLOURMILL (+3.17%), WAPCO (+2.87%), NASCON (+2.47%), and FBNH (+1.65%). Given the bullish momentum, the NGX Banking, NGX Consumer Goods, and NGX Industrial indexes rose by 0.14%, 0.18%, and 0.16%, respectively. However, the NGX Insurance index fell by 0.43% while the NGX Oil/Gas index was flat. Meanwhile, market activity dwindled, with total deals and value decreasing by 17.84% and 0.42%, respectively, amounting to 6,660 trades and N8.34 billion. SEPLAT was the most actively traded stock, with 1 million shares worth N1.83 billion changing hands in 32 deals.

NGX ASI & Market Capitalisation



Today's biggest transactions by %age of total naira votes



TENOR	NIBOR as @ 08/09/2023	NIBOR as @ 07/09/2023	PPT
Overnight	11.4500	4.7500	6.70
1 Month	9.7700	11.1300	(1.36)
3 Months	11.1500	11.8800	(0.73)
6 Months	11.7500	12.3800	(0.63)

Source: FMDQ

TENOR	NITTY as @ 08/09/2023	NITTY as @ 07/09/2023	PPT
1Month	3.3800	3.5800	(0.20)
3 Months	4.6500	5.2400	(0.59)
6 Months	7.4300	7.9100	(0.48)
12 Months	13.9100	13.5300	0.38

Source: FMDQ

Bond Name	Maturity (Years)	Bid Price	Daily Δ	Offer yield	Yield YTD PPT Δ
16.29% FGN MAR 2027	10	108.96	0.00	13.03%	-0.009
12.50% FGN MAR 2035	15	87.22	0.00	14.84%	0.013
16.25% FGN APR 2037	20	105.32	0.16	15.30%	0.007
12.98% FGN MAR 2050	30	84.82	0.00	15.35%	0.014

Source: FMDQ

Eurobond Name	Maturity (Years)	Bid Price	Daily Δ	Offer Yield	Yield YTD PPT Δ
6.50 NOV 28, 2027	10	85.93	0.22	10.74%	0.017
7.69% FEB 23, 2038	20	72.72	0.34	11.64%	-0.008
7.62% NOV 28, 2047	30	69.15	0.39	11.39%	-0.009

Source: FMDQ

MARKET STATISTICS	CLOSE	PREVIOUS	TODAY'S %	YTD %
All Share Index (ASI)	68,143.34	68,082.11	0.09	32.960
Deals	6,660	8,106	(17.84)	
Volume (millions)	483.49	378.09	27.88	
Value (₦ Millions)	8,340.88	8,376.37	(0.42)	
Market Cap (₦ billions)	37,295.34	37,261.82	0.09	33.603

SECTORED INDICES	CLOSE	PREVIOUS	TODAY'S % Δ
NGX BANKING	714.16	713.19	0.14
NGX INSURANCE	265.24	266.38	(0.43)
NGX CONSUMER GOODS	1,102.72	1,100.76	0.18
NGX OIL/GAS	939.35	939.35	0.00
NGX IND	2,892.88	2,888.12	0.16

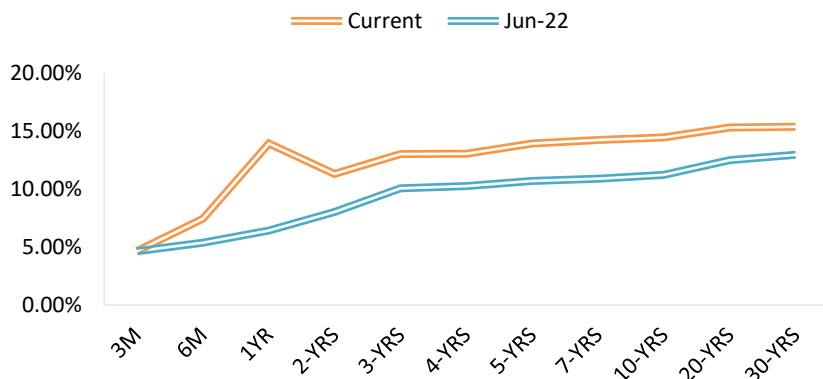
Source: NGX, Cowry Research

IMPORTANT DISCLOSURES

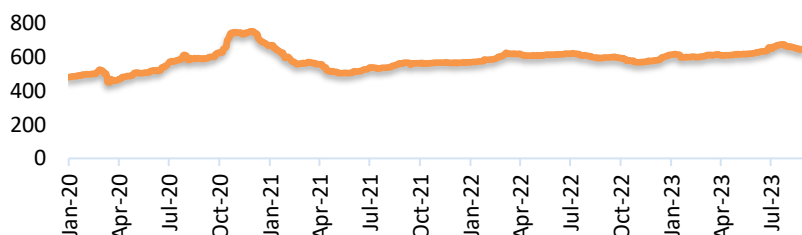
This report is produced by the Research Desk, Cowry Asset Management Limited (COWRY) as a guideline for Clients that intend to invest in securities on the basis of their own investment decision without relying completely on the information contained herein. The opinion contained herein is for information purposes only and does not constitute any offer or solicitation to enter into any trading transaction. While care has been taken in preparing this document, no responsibility or liability whatsoever is accepted by any member of COWRY for errors, omission of facts, and any direct or consequential loss arising from the use of this report or its contents.



NAIRA YIELD CURVE



S&P/FMDQ Nigeria Sovereign Bond Index (NGN)



USD/NGN Exchange Rate	08/09/2023	Previous	Daily %
I&E FX	₦722.39	₦736.62	1.93%
Parallel	₦930	₦927	0.32%

Major Currencies & Commodities	08/09/2023	Daily %	Yearly %
EURUSD	1.0725	0.24%	6.81%
GBPUSD	1.250	0.18%	7.82%
USDZAR	19.08	-0.49%	10.26%
USDEGP	30.8932	0.14%	59.89%
Crude Oil, \$/bbl	87.177	0.35%	1.75%
Brent, \$/bbl	90.102	0.20%	-1.67%
Natural Gas, \$/MMBtu	2.604	0.97%	-67.63%
Coal, \$/T	157.65	-1.47%	-64.17%
Gold, \$/t.oz	1929.2	0.52%	12.34%
Wheat, \$/Bu	564.93	-0.81%	-35.10%
Palm Oil, MYR/T	3830	-0.05%	6.57%
Cocoa, \$/T	3573	-0.11%	56.30%

Money Market

NIBOR rates moderated across most maturities, reflecting improved money market conditions. Notably, the three-month NIBOR rate rose by 73 basis points to 11.15% (from 11.88%). However, key money market rates such as the open repo rate (OPR) and the overnight lending rate (OVN) jumped to 17.83% (from 4.00%) and 18.75 (from 4.80%), respectively, following the CRR debits from the Apex Bank.

Meanwhile, the Nigerian Interbank Treasury Bills True Yield (NITTY) observed a downward trend across most maturities, driven by buy interest, which pushed yields lower. However, the average secondary market yield on T-bills expanded by 7.93%.

Bond Market

In the OTC bond market, the values of FGN bonds moved in mixed directions for most maturities tracked. However, losses across the curve, particularly on the 14 Mar 2024 bond, led to an expansion in the average secondary market yield to 13.74% (from 13.66%). Notably, the 10-year borrowing cost yielded around 14.43% (from 14.33%), while the 20-year was around 15.30% (from 15.33%), and the 30-year papers experienced minimal fluctuations at 15.35%.

Elsewhere, FGN Eurobonds returned bullish for all maturities tracked, with the average secondary market yield closing lower at 11.20%.

Foreign Exchange Market

The Naira strengthened against the greenback, trading higher at ₦722.39 (from ₦736.62) at the Investors and Exporters (I&E) windows. Conversely, the parallel market appreciated by 0.32% to ₦930 (from ₦927).

Global Commodity Market

At 3:30 p.m. GMT+1, Brent crude rose 0.20% to \$90.10 per barrel, while WTI crude gained 0.35% to \$87.18 per barrel.

Oil futures were slightly higher on Friday, boosted by expectations for tight global supplies following the extension of Russia and Saudi Arabia's output cuts as well as declining US crude stock levels (actual: -6.3 million barrels, consensus: -2.1 million barrels).

Gold prices, on the other hand, traded lower, with a 0.52% gain to \$1,929 per ounce, driven by a retracement in the US dollar and treasury yields.

Source: FMDQ, Trading Economics, OilPrice.com, S&P Dow Jones, Cowry Research

IMPORTANT DISCLOSURES

This report is produced by the Research Desk, Cowry Asset Management Limited (COWRY) as a guideline for Clients that intend to invest in securities on the basis of their own investment decision without relying completely on the information contained herein. The opinion contained herein is for information purposes only and does not constitute any offer or solicitation to enter into any trading transaction. While care has been taken in preparing this document, no responsibility or liability whatsoever is accepted by any member of COWRY for errors, omission of facts, and any direct or consequential loss arising from the use of this report or its contents.



Cowry Daily Market Insight 08 September 2023

Corporate Bond Issuer	Description	Issue Date	Maturity Date	Coupon (%)	Yield (%)	Daily Δ
STERLING INV. MGT. PLC	16.50 STERLING INV. 3-AUG-2023	03-Aug-16	03-Aug-23	16.50	4.50	0.00
MIXTA REAL ESTATE PLC	16.50 MIXTA IIA 12-OCT-2023	12-Oct-18	12-Oct-23	16.50	10.20	0.00
MIXTA REAL ESTATE PLC	17.75 MIXTA IIB 12-OCT-2023	12-Oct-18	12-Oct-23	17.75	5.02	0.00
FLOUR MILLS OF NIGERIA PLC	16.00 FLOURMILLS II 30-OCT-2023	01-Nov-18	30-Oct-23	16.00	5.46	0.01
STANBIC IBTC	15.75 STANBIC I 5-DEC-2023	17-Dec-18	05-Dec-23	15.75	5.87	0.01
FCMB LIMITED	17.25 FCMB III 8-DEC-2023	09-Dec-16	08-Dec-23	17.25	10.66	0.34
DANGOTE CEMENT PLC	11.25 DANGCEM IA 30-MAY-2024	26-May-21	30-May-24	11.25	15.63	-0.04
FLOUR MILLS OF NIGERIA PLC	11.10 FLOURMILLS IIIB 27-FEB-2025	27-Feb-20	27-Feb-25	11.10	12.76	-0.05
LAPO MFB SPV PLC	13.00 LAPO MFB II 30-MAR-2025	30-Mar-20	30-Mar-25	13.00	14.49	-0.05
DANGOTE CEMENT PLC	12.50 DANGCEM I 30-APR-2025	24-Apr-20	30-Apr-25	12.50	15.67	-0.03
UNITED CAPITAL PLC	12.50 UNICAP I 28-MAY-2025	28-May-20	28-May-25	12.50	14.16	-0.03
PARTHIAN PARTNERS FUNDING SPV PLC	13.50 PAPF SPV I 27-Jul-2025	27-Jul-22	27-Jul-25	13.50	13.64	-0.02
UNION BANK OF NIGERIA PLC	15.75 UNION II 3-SEP-2025	07-Sep-18	03-Sep-25	15.75	16.09	-0.02
STERLING INV. MGT. PLC	16.25 STERLING INV. II 6-OCT-2025	05-Oct-18	06-Oct-25	16.25	16.17	-0.02
WEMA FUNDING SPV PLC	16.50 WEMA FUNDING SPV II 12-OCT-2025	12-Oct-18	12-Oct-25	16.50	14.99	-0.01
CORONATION MB FUNDING SPV PLC	6.25 CORO MB SPV I 30-NOV-2025	30-Nov-20	30-Nov-25	6.25	13.65	-0.01
FLOUR MILLS OF NIGERIA PLC	5.50 FLOURMILLS IV A 15-DEC-2025	14-Dec-20	15-Dec-25	5.50	12.93	-0.03
CARDINALSTONE FINANCING SPV PLC	7.00 CARDINAL SPV I 30-DEC-2025	30-Dec-20	30-Dec-25	7.00	13.91	-0.01
FSDH FUNDING SPV PLC	8.50 FSDH SPV PLC IA 16-FEB-2026	16-Feb-21	16-Feb-26	8.50	13.91	-0.01
FSDH FUNDING SPV PLC	8.00 FSDH SPV PLC IB 16-FEB-2026	16-Feb-21	16-Feb-26	8.00	14.69	-0.04
MECURE INDUSTRIES FUNDING SPV PLC	13.00 MECURE SPV PLC I 31-MAR-2026	31-Mar-21	31-Mar-26	13.00	13.66	-0.03
DANGOTE CEMENT PLC	12.50 DANGCEM IB 30-MAY-2026	26-May-21	30-May-26	12.50	14.01	0.00
ACCESS BANK PLC	15.50 ACCESS BANK 23-JUL-2026	23-Jul-19	23-Jul-26	15.50	15.37	-0.02
MTN NIGERIA COMMUNICATIONS PLC	13.50 MTNN IA 30-SEP-2026	30-Sep-22	30-Sep-26	13.50	14.02	0.00
SUNDRY FOODS FUNDING SPV PLC	13.50 SUNDRY SPV PLC I 15-DEC-2026	15-Dec-21	15-Dec-26	13.50	13.35	-0.03
EAT & GO FINANCE SPV PLC	14.25 EAT & GO FINANCE SPV 17-DEC-2026	17-Dec-19	17-Dec-26	14.25	14.61	-0.04
DANGOTE CEMENT PLC	11.85 DANGCEM IIA 30-APR-2027	27-Apr-22	30-Apr-27	11.85	14.19	0.00
AXXELA FUNDING 1 PLC	14.30 AXXELA I 20-MAY-2027	20-May-20	20-May-27	14.30	15.20	-0.02
ACCELEREX SPV PLC	14.00 ACSP I 15-JUN-2027	15-Jun-22	15-Jun-27	14.00	16.28	0.00
NOVAMBL INVESTMENTS SPV PLC	12.00 NOVAMBL SPV I 23-JUL-2027	23-Jul-20	23-Jul-27	12.00	17.37	0.00
UNICAP	15.00 UNICAP II 14-SEP-2027	14-Sep-22	14-Sep-27	15.00	15.49	0.00
*NMRC	7.20 NMRC III 2-NOV-2027	02-Nov-20	02-Nov-27	7.20	15.95	-0.02
VIATHAN FUNDING PLC	16.00 VIATHAN (GTD) 14-DEC-2027	15-Dec-17	14-Dec-27	16.00	14.00	0.00

www.cowryasset.com

IMPORTANT DISCLOSURES

This report is produced by the Research Desk, Cowry Asset Management Limited (COWRY) as a guideline for Clients that intend to invest in securities on the basis of their own investment decision without relying completely on the information contained herein. The opinion contained herein is for information purposes only and does not constitute any offer or solicitation to enter into any trading transaction. While care has been taken in preparing this document, no responsibility or liability whatsoever is accepted by any member of COWRY for errors, omission of facts, and any direct or consequential loss arising from the use of this report or its contents.



Cowry Daily Market Insight 08 September 2023

Corporate Bond Issuer	Description	Issue Date	Maturity Date	Coupon (%)	Yield (%)	Daily Δ
FLOUR MILLS OF NIGERIA PLC	6.25 FLOURMILLS IV B 14-DEC-2027	14-Dec-20	14-Dec-27	6.25	15.38	0.00
BUA CEMENT PLC	7.50 BUACEM I 30-DEC-2027	30-Dec-20	30-Dec-27	7.50	14.01	0.00
MTN NIGERIA COMMUNICATIONS PLC	13.00 MTN COM PLC I 5-MAY-2028	05-May-21	05-May-28	13.00	14.02	0.00
NIGER DELTA EXPLORATION & PRODUCTION PLC	17.00 NDEP I 13-JAN-2028	13-Jan-23	13-Jan-28	17.00	14.64	0.00
DANGOTE CEMENT PLC	13.50 DANGCEM IC 30-MAY-2028	26-May-21	30-May-28	13.50	14.97	0.04
C&I LEASING PLC	15.50 C&I LEASING II 3-JUN-2028	03-Jun-21	03-Jun-28	15.50	15.65	0.00
CERPAC RECEIVABLES FUNDING SPV PLC	14.50 CERPAC-SPV III 15-JUL-2028	10-Sep-21	15-Jul-28	14.50	16.32	0.00
ARDOVA PLC	13.30 ARDOVA PLC IA 12-NOV-2028	12-Nov-21	12-Nov-28	13.30	14.52	0.00
EAT & GO FINANCE SPV PLC	13.25 EAT & GO FINANCE SPV 8-MAR-2029	08-Mar-22	08-Mar-29	13.25	16.17	0.00
PRESCO PLC	12.85 PRESCO PLC 5-APR-2029	05-Apr-22	05-Apr-29	12.85	15.25	0.00
DANGOTE CEMENT PLC	12.35 DANGCEM IIB 30-APR-2029	27-Apr-22	30-Apr-29	12.35	15.32	0.16
UNION BANK OF NIGERIA PLC	16.20 UNION III 27-JUN-2029	27-Jun-19	27-Jun-29	16.20	17.58	0.16
DANGOTE INDUSTRIES FUNDING PLC	12.75 DANGIFP IA 19-JUL-2029	19-Jul-22	19-Jul-29	12.75	16.09	0.16
GEREGU POWER PLC	14.50 GERP I 28-JUL-2029	28-Jul-22	28-Jul-29	14.50	16.08	0.00
*NMRC	14.90 NMRC I 29-JUL-2030	29-Jul-15	29-Jul-30	14.90	14.54	0.00
TSL SPV PLC	10.00 TSL SPV I (GTD) 6-OCT-2030	06-Oct-20	06-Oct-30	10.00	15.90	0.00
FBNQ MB FUNDING SPV PLC	6.25 FBNQ MB SPV II 16-DEC-2030	16-Dec-20	16-Dec-30	6.25	15.50	0.08
FIDELITY BANK PLC	8.50 FIDELITY I 7-JAN-2031	07-Jan-21	07-Jan-31	8.50	15.52	0.08
PRIMERO BRT SECURITISATION SPV PLC	17.00 PRIMERO BRT-SPV 27-OCT-2031	24-May-19	27-Oct-31	17.00	17.42	0.03
MTN NIGERIA COMMUNICATIONS PLC	12.75 MTN COM PLC II 4-NOV-2031	04-Nov-21	04-Nov-31	12.75	15.50	0.08
ARDOVA PLC	13.65 ARDOVA PLC IB 12-NOV-2031	12-Nov-21	12-Nov-31	13.65	15.36	0.00
GPC-SPV COMPANY PLC	13.00 GPC SPV PLC (GTD) 23-NOV-2031	23-Nov-21	23-Nov-31	13.00	15.07	0.10
PAT DIGITAL INFRA FUND SPV PLC	13.25 PAT SPV PLC (GTD) 2-FEB-2032	02-Feb-22	02-Feb-32	13.25	15.40	0.13
DANGOTE CEMENT PLC	13.00 DANGCEM IIC 30-APR-2032	27-Apr-22	30-Apr-32	13.00	16.26	0.01
DANGOTE CEMENT PLC	13.00 DANGCEM IIC 30-APR-2032	19-Jul-22	19-Jul-32	13.50	16.47	0.00
MTN NIGERIA COMMUNICATIONS PLC	14.50 MTNN IB 30-SEP-2032	30-Sep-22	30-Sep-32	14.50	15.76	0.00
DANGOTE INDUSTRIES FUNDING PLC	13.50 DANGIFP IB 19-JUL-2032	19-Jul-22	19-Jul-32	16.75	16.76	0.00
*NMRC	13.80 NMRC II 15-MAR-2033	21-May-18	15-Mar-33	13.80	15.26	0.15
GEL UTILITY FUNDING SPV PLC	15.15 GEL UTILITY-SPV (GTD) 28-AUG-2034	28-Aug-19	28-Aug-34	15.15	16.02	0.10
LFZC FUNDING SPV PLC	13.25 LFZC II 16-MAR-2042	10-May-22	16-Mar-42	13.25	16.26	-0.02
FCMB GROUP PLC	16.00 FCMB I (PERP)	16-Feb-23	-	16.00	15.98	0.03
LFZC FUNDING SPV PLC	15.25 LFZC III 29-MAR-2043	29-Mar-23	29-Mar-43	19.76	16.29	-0.02

www.cowryasset.com

IMPORTANT DISCLOSURES

This report is produced by the Research Desk, Cowry Asset Management Limited (COWRY) as a guideline for Clients that intend to invest in securities on the basis of their own investment decision without relying completely on the information contained herein. The opinion contained herein is for information purposes only and does not constitute any offer or solicitation to enter into any trading transaction. While care has been taken in preparing this document, no responsibility or liability whatsoever is accepted by any member of COWRY for errors, omission of facts, and any direct or consequential loss arising from the use of this report or its contents.